Pin Header 2.54mm

Pin Header 2.54mm Right Angle / Stack Right Angle Type

Specifications
Current Rate:3 AMP
Insulation Resistance:1000MΩ Min.
Contact Resistance:20mΩ Max.
Dielectric Voltage:1000V AC for one minute
Operation Temperature:-40°C to +105°C

Material
Insulator:P.B.T or Hi-Temp. Thermoplastic, UL 94V-0
Terminal:Copper Alloy
Plating:Gold Plated

ORDER INFORMATION

P H 1 X X X - X X X X B A/B/C/D - X

- X: DR:Stack R/A Type
- X: Plastic Height
  - 15:H=1.5mm
  - 17:H=1.7mm
  - 25:H=2.5mm
- X: 1:Single Row; 2:Dual Row
- X: No. of Contact Per Row H=1.5/1.7 (02~40) H=2.5 (02~50) for PH1R
- X: ◎G:Gold Flash; GA:Gold 5u"; GB:Gold 10u"; GC:Gold 20u"; GD:Gold 30u"; S:Selective; SA:Selective 5u"; SB:Selective 10u"; SC:Selective 20u"; SD:Selective 30u"; T:Tin Plated; TE:Tin 200u"
- B: ◎B:Black insulator
- A/B/C/D: Fill in Dimension For Special Design (A/B/C/D for PH1DR only)
- X: L:RoHS + P.B.T; U:RoHS + Hi-Temp.

◎:Standard Recommend

Pin Header 2.54mm 1 & 2 Row H=2.5mm Stack Right Angle Type

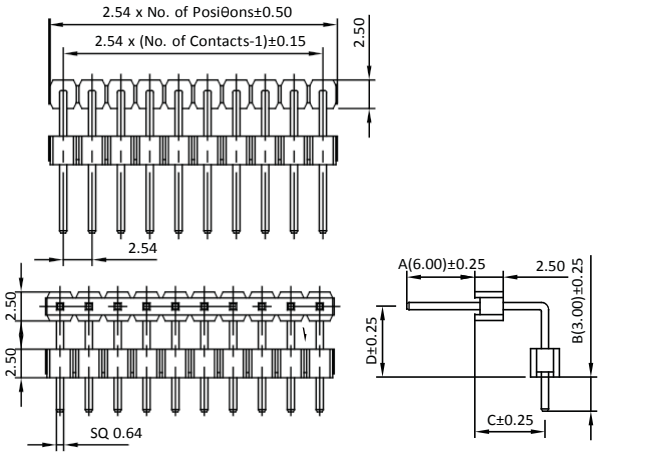



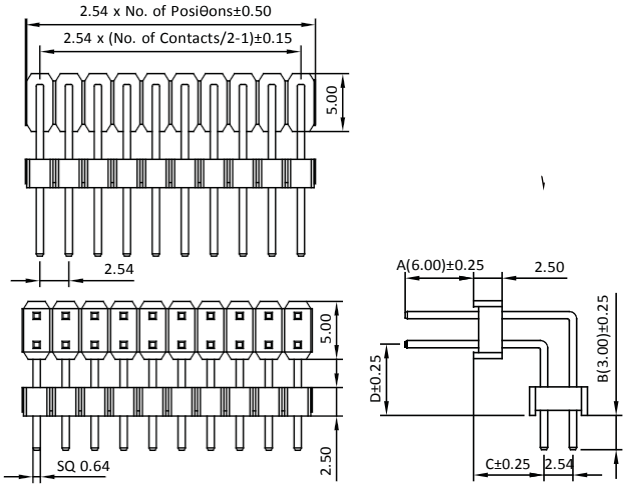

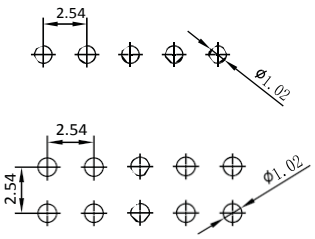

Recommended PCB Layout
(PCB TOLERANCE ±0.05)

Part No.:PH1DR-1/2XX-L/U