TOPTEK®
HARDWARE ELECTRONIC COMPONENTS
www.toptek-co.com

RoHS 2002/95/EC

# Pin Header 2.54mm Right Angle / Straight / Eccentric R/A / C / U Type

**Specifications**
Current Rate:3 AMP
Insulation Resistance:1000MΩ Min.
Contact Resistance:20mΩ Max.
Dielectric Voltage:1000V AC for one minute
Operation Temperature:-40°C to +105°C

**Material**
Insulator:P.B.T or Hi-Temp. Thermoplastic, UL 94V-0
Terminal:Copper Alloy
Plating:Gold Plated

## ORDER INFORMATION

P H 1 X X X - 1 X X X B A/B/C - X

- X (Plastic Height): R:Right Angle Type; S:Straight Type
- X (Plastic Height): 25:H=2.5mm; 43:H=4.3mm; 74:H=7.4mm
- 1: 1:Single Row; 2:Dual Row
- X X (No. of Contact Per Row): (02~40) (PH1U/PH1UR only 03P)
- X (Plating): ◎G:Gold Flash; GA:Gold 5u"; GB:Gold 10u"; GC:Gold 20u"; GD:Gold 30u"; S:Selective; SA:Selective 5u"; SB:Selective 10u"; SC:Selective 20u"; SD:Selective 30u"; T:Tin Plated; TE:Tin 200u"
- B: ◎B:Black insulator
- A/B/C: Fill in Dimension For Special Design; A/B/C For PH1R/PH1RDL/PH1C
- X (Suffix): L:RoHS + P.B.T; U:RoHS + Hi-Temp. (PH1R74 only for L)

◎:Standard Recommend

Pin Header 2.54mm

## Pin Header 2.54mm 2 Row H=4.3mm Right Angle / Straight Type

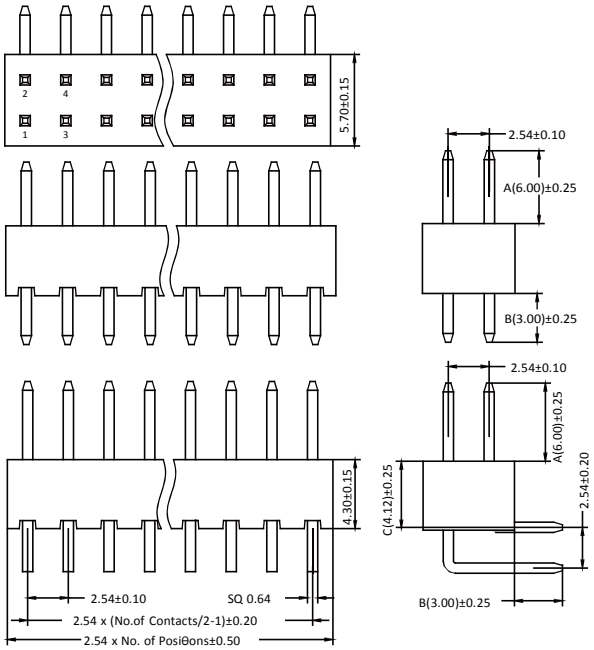




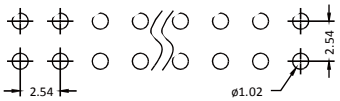


Recommended P.C.B Layout(Top Side)
(PCB BOARD TOLERANCE±0.05)

*Part No.:PH1R/S43-2XX-L/U*

## Pin Header 2.54mm 2 Row H=7.4mm Right Angle / Straight Type

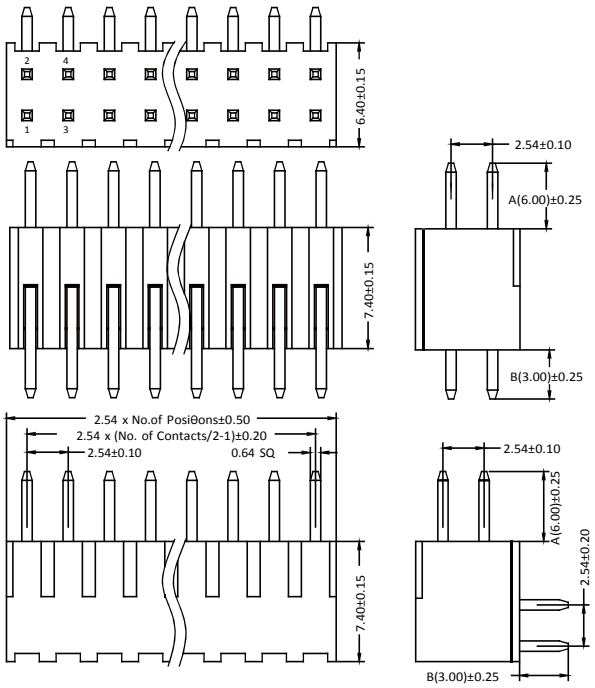




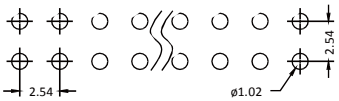


Recommended P.C.B Layout(Top Side)
(PCB BOARD TOLERANCE±0.05)

*Part No.:PH1R/S74-2XX-L*